



Passport Service

Access Login

- To avail the Passport Online services, the VLE has to login through CSC-ID and password.
- After successful login, VLE clicks on Passport Service option which will redirected to the Passport Portal.

The screenshot displays the DigitalSeva portal interface. The browser address bar shows the URL <https://digitalseva.csc.gov.in/services>. The portal features a top navigation bar with the DigitalSeva logo and a search bar. Below this is a horizontal menu with icons for various services: Finance, Health, Skills, Estore, Services, Government, Insurance, and Electricity. The left sidebar contains a 'NAVIGATION' section with links to Dashboard, Services, Wallet, Passbook, Orders, Account, and Support. The main content area is titled 'Services' and includes a search bar with the text 'passport'. A prominent card in the center highlights 'Passport Services' under the 'GOVERNMENT' category, with a 'CLICK HERE' button. The bottom of the screen shows the Windows taskbar with the search bar and various application icons.

Select RPO

← → ↻ <https://digitalseva.csc.gov.in/passport> ☆ a

DigitalSeva En 6

SKILLS ESTORE SERVICES GOVERNMENT INSURANCE ELECTRICITY TELECOM UTILITY

NAVIGATION

- DASHBOARD
- SERVICES
- WALLET >
- PASSBOOK >
- ORDERS >
- SETTINGS
- ACCOUNT >
- SUPPORT >

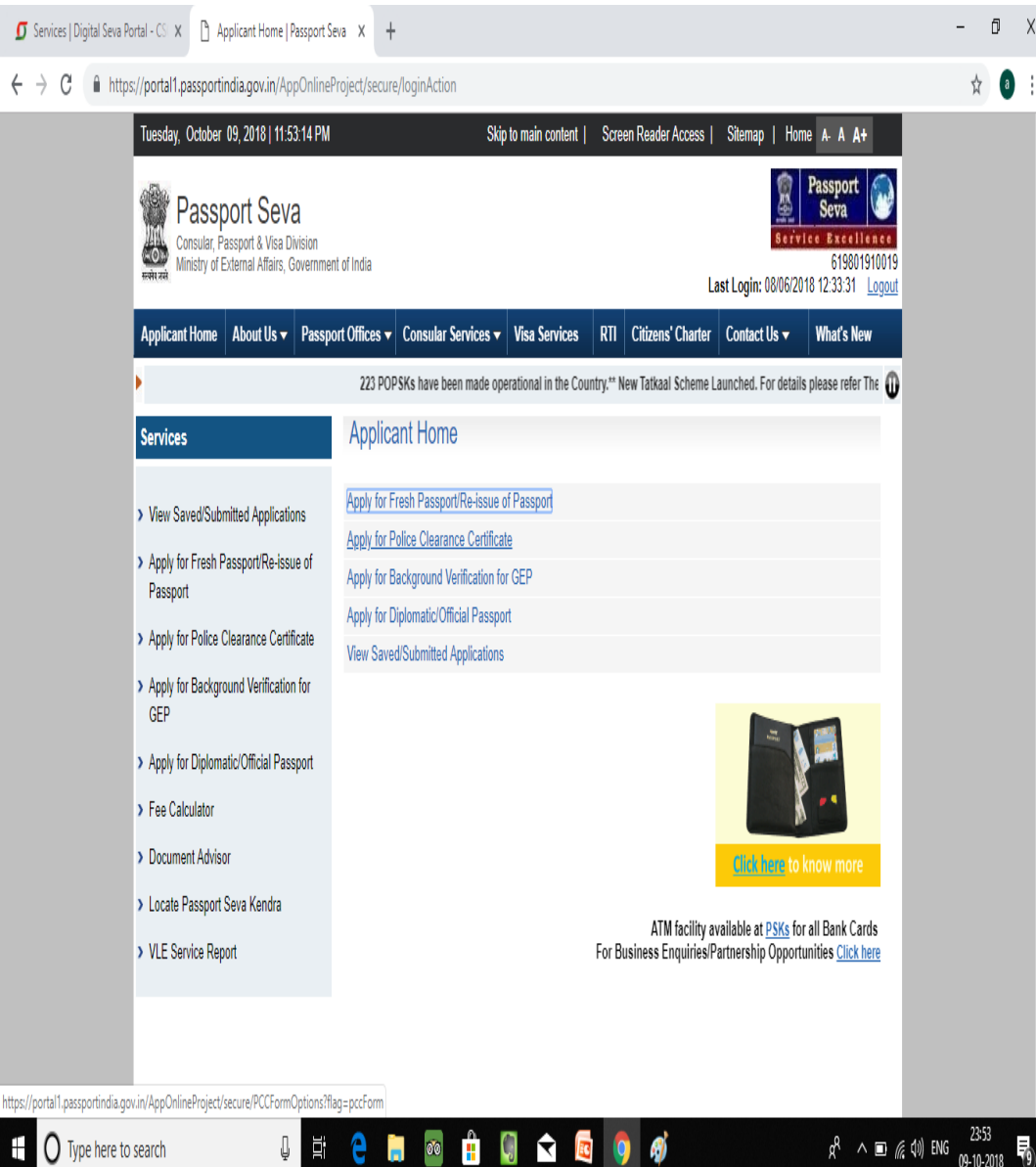
Passport Select an RPO Passport

<input type="radio"/> RPO Ahmedabad	<input type="radio"/> RPO Amritsar	<input type="radio"/> RPO Bhubaneswar	<input type="radio"/> RPO Bareilly
<input type="radio"/> RPO Bangalore	<input type="radio"/> RPO Mumbai	<input type="radio"/> RPO Bhopal	<input type="radio"/> RPO Kolkata
<input type="radio"/> RPO Coimbatore	<input type="radio"/> RPO Chandigarh	<input type="radio"/> RPO Cochin	<input type="radio"/> RPO Dehradun
<input type="radio"/> RPO Delhi	<input type="radio"/> RPO Goa	<input type="radio"/> RPO Guwahati	<input type="radio"/> RPO Ghaziabad
<input type="radio"/> RPO Hyderabad	<input type="radio"/> RPO Jalandhar	<input type="radio"/> RPO Jammu	<input type="radio"/> RPO Jaipur
<input type="radio"/> RPO Kozhikode	<input type="radio"/> RPO Lucknow	<input type="radio"/> RPO Chennai	<input type="radio"/> RPO Madurai
<input type="radio"/> RPO Malappuram	<input type="radio"/> RPO Nagpur	<input type="radio"/> RPO Patna	<input type="radio"/> RPO Pune
<input type="radio"/> RPO Ranchi	<input type="radio"/> RPO Raipur	<input type="radio"/> RPO Srinagar	<input type="radio"/> RPO Shimla
<input type="radio"/> RPO Surat	<input type="radio"/> RPO Thane	<input type="radio"/> RPO Trichy	<input type="radio"/> RPO Trivandrum
<input type="radio"/> RPO Visakhapatnam	<input type="radio"/> CPV Delhi	<input type="radio"/> Rpo Vijayawada	

Type here to search

23:50 09-10-2018

Available Passport Service are:-



The screenshot displays the Passport Seva website interface. At the top, the header includes the date and time (Tuesday, October 09, 2018 | 11:53:14 PM) and navigation links like 'Skip to main content', 'Screen Reader Access', 'Sitemap', 'Home', and 'A- A+ A+'. The main header features the 'Passport Seva' logo, the text 'Consular, Passport & Visa Division, Ministry of External Affairs, Government of India', and a 'Service Excellence' badge with the number 619801910019. Below this is a navigation bar with links: 'Applicant Home', 'About Us', 'Passport Offices', 'Consular Services', 'Visa Services', 'RTI', 'Citizens' Charter', 'Contact Us', and 'What's New'. A banner below the navigation bar states: '223 POPSKs have been made operational in the Country.** New Tatkaal Scheme Launched. For details please refer The'. The main content area is titled 'Applicant Home' and contains a list of services: 'View Saved/Submitted Applications', 'Apply for Fresh Passport/Re-issue of Passport', 'Apply for Police Clearance Certificate', 'Apply for Background Verification for GEP', 'Apply for Diplomatic/Official Passport', 'View Saved/Submitted Applications', 'Fee Calculator', 'Document Advisor', 'Locate Passport Seva Kendra', and 'VLE Service Report'. A central image shows a passport and a card, with a button 'Click here to know more'. Below the image, it states 'ATM facility available at PSKs for all Bank Cards' and 'For Business Enquiries/Partnership Opportunities Click here'. The footer shows the URL 'https://portal1.passportindia.gov.in/AppOnlineProject/secure/PCCFormOptions?flag=pccForm' and the Windows taskbar with the date '09-10-2018' and time '23:53'.

Services | Digital Seva Portal - CS | X | Applicant Home | Passport Seva | X | +

← → ↻ | https://portal1.passportindia.gov.in/AppOnlineProject/secure/loginAction | ☆ 0

Tuesday, October 09, 2018 | 11:53:14 PM | Skip to main content | Screen Reader Access | Sitemap | Home | A- A+ A+

Passport Seva
Consular, Passport & Visa Division
Ministry of External Affairs, Government of India

Service Excellence
619801910019
Last Login: 08/06/2018 12:33:31 | Logout

Applicant Home | About Us | Passport Offices | Consular Services | Visa Services | RTI | Citizens' Charter | Contact Us | What's New

223 POPSKs have been made operational in the Country.** New Tatkaal Scheme Launched. For details please refer The

Services

Applicant Home

- View Saved/Submitted Applications
- Apply for Fresh Passport/Re-issue of Passport
- Apply for Police Clearance Certificate
- Apply for Background Verification for GEP
- Apply for Diplomatic/Official Passport
- View Saved/Submitted Applications
- Fee Calculator
- Document Advisor
- Locate Passport Seva Kendra
- VLE Service Report

Click here to know more

ATM facility available at PSKs for all Bank Cards
For Business Enquiries/Partnership Opportunities Click here


https://portal1.passportindia.gov.in/AppOnlineProject/secure/PCCFormOptions?flag=pccForm

1. **Apply for fresh Passport/Re-issue of Passport.**
2. **Apply for Police Clearance Certificate**
3. **Apply for background verification for GEP**
4. **Apply for Diplomatic Official Passport**
5. **View saved/Submitted Application**


For Registration select your Requirements

Friday, January 03, 2020 | 12:39:48 PM

Skip to main content | Screen Reader Access | Sitemap | Home A- A A+



Passport Seva
Consular, Passport & Visa Division
Ministry of External Affairs, Government of India



456616680016 | Last Login: 17/10/2019 12:39:42 | Logout

Applicant Home | About Us | Passport Offices | Consular / Visa | RTI | Citizens' Charter | Contact Us | What's New | Search...

Passport Type

Applicant Details

Family Details

Present Residential Address

Emergency Contact

Identity Certificate/Passport Details

Other Details

Passport Details Verification

Self Declaration

Passport Type

Please read the Passport Instruction Booklet carefully before filling the application form. Furnishing of incorrect information/suppression of information would lead to rejection of application and would attract penal provisions as prescribed under the Passports Act, 1967. Please produce your original documents at the time of submission of the form.

Applying for *

Type of Application *

Type of Passport Booklet *

☐ Fresh Passport ☐ Re-issue of Passport

☐ Normal ☐ Tatkaal

☐ 36 Pages ☐ 60 Pages

Next >>

Note: While applying under Fresh Issuance category - please make sure you never held a Passport of the applied category (i.e. Ordinary Passport, Diplomatic Passport or Official Passport) in the past.

For instance, if you ever held an Ordinary passport (Deep Blue colour) in the past but never held any Diplomatic (maroon colour) or Official (white colour) passport - you need to apply under Reissue category if applying for an Ordinary Passport while choose the Fresh category if applying for a Diplomatic or Official passport. Similarly, if you have/held a Diplomatic (or Official) Passport but do not have/held an Ordinary Passport - you need to apply for Ordinary Passport under Fresh category while choose the Reissue category if applying for Diplomatic (or Official) passport.

External Links

Legal Information

Help

Connect with Us

Ministry of External Affairs

Visa Services

National Portal of India

eMigrate

Visa On Arrival

MADAD

Bureau of Immigration

Foreigners Division, MHA

National Voters' Services Portal

Terms & Conditions





Privacy Policy

Copyright Policy

Hyperlinking Policy

FAQs

Grievance/Feedback



Fill Required details

424 POPSKs have been made operational in the Country. ** Passport Mela is being organized at PSK Vijaywar

Passport Type

Applicant Details

Family Details

Present Residential Address

Emergency Contact

Identity Certificate/Passport Details

Other Details

Passport Details Verification

Self Declaration

Applicant Details

Fields marked with asterisk (*) are mandatory

Help

Given Name (Max 45 Characters)*

Surname (Max 45 Characters)

Gender *

Have you ever been known by other names (aliases)? (Max 45 Characters)

Have you ever changed your name? *

Date of Birth (DD/MM/YYYY)*

Is your Place of Birth out of India?*

Place of Birth (Village/Town/City) *

State/UT *

District *

Marital Status *

Citizenship of India by *

PAN (if available)

Voter Id (if available)

Employment Type *

Is either of your parent (in case of minor)/spouse, a government servant? *

Educational qualification *

Is applicant eligible for Non-ECR category?* [Click here](#)

Visible distinguishing mark

Aadhaar Number (if available)

First Name - Middle Name

Initials and honorifics (e.g. Dr., Col., etc.) are not allowed.

☐ Male
☐ Transgender
☐ Female
☐ Yes ☐ No
☐ Yes ☐ No
☐ Yes ☒ No

----- Select -----

----- Select -----

----- Select -----

☒ Birth
☐ Registration/ Naturalization
☐ Descent

----- Select -----

----- Select -----

☐ Yes ☐ No
☐ Yes ☐ No

Enter only alphanumeric part without special characters such as / e.g. RJ3233223444

Documents Required for Non-ECR

Validate Aadhaar Number

I, the holder of above mentioned Aadhaar Number, hereby give my consent to Passport Seva to obtain my Aadhaar Number, Name and Fingerprint/Iris for authentication with UIDAI. I have no objection using my identity and biometric information for validation with Aadhaar (CIDR) database only for the purpose of authentication.

I Agree ☐ Yes ☐ No

Save My Details


<< Prev

Next >>

VLE can also check partially saved application on **View /saved submitted** tab by Enter ARN number for Example 19-0009140894


Tuesday, January 07, 2020 | 12:39:34 PM

Skip to main content | Screen Reader Access | Sitemap | Home A- A A+



Passport Seva

Consular, Passport & Visa Division
Ministry of External Affairs, Government of India



456616680016 | Last Login: 03/01/2020 12:57:00 | Logout

Applicant Home

About Us ▾

Passport Offices ▾


Consular / Visa ▾


RTI

Citizens' Charter

Contact Us ▾

What's New




► been made operational in the Country. ** No applicant would be served at PSK/POPSK without prior online appointment. ** Please refer 'Passport Office Page' for mor 

Services

- > View Saved/Submitted Applications
- > Apply for Diplomatic/Official Passport
- > Fee Calculator
- > Document Advisor
- > Locate Passport Seva Kendra
- > VLE Service Report

View Saved/Submitted Applications

Please fill an application to proceed.



Apply for Diplomatic/Official Passport

Application	Payment and Appointment	Receipts
Retrieve Partially Saved Form		
View/Print Submitted Form		
Upload Supporting Documents		
Track Application Status		
Print Application Receipt		
Enter NOC/PIL/IC Details		

VLE can check application details here



Passport Seva

Consular, Passport & Visa Division

Ministry of External Affairs, Government of India



456616680016 | Last Login: 03/01/2020 12:38:33 | [Logout](#)

[Applicant Home](#)[About Us](#)[Passport Offices](#)[Consular / Visa](#)[RTI](#)[Citizens' Charter](#)[Contact Us](#)[What's New](#)

► ywada II on 07-Dec-2019. ** No applicant would be served at PSK/POPSK without prior online appointment. ** Please refer 'Passport Office Page' for more details.



Services

- View Saved/Submitted Applications
- Apply for Fresh Passport/Re-issue of Passport
- Apply for Police Clearance Certificate
- Apply for Background Verification for GEP
- Apply for Diplomatic/Official Passport
- Fee Calculator
- Document Advisor
- Locate Passport Seva Kendra
- VLE Service Report

VLE Service Report

Fields marked with asterisk (*) are mandatory

Form Type*

SUBMITTED FORMS

From Date*
(DD/MM/YYYY)

03/01/2020

To Date*
(DD/MM/YYYY)

03/01/2020

Go

Commercial

Sr. No.	Service	Transaction Amount	Wallet Deduction	CSC Share	VLE Share	Dep. / Partner Share
1	Registration	100	Rs. 43.64	Rs. 32.56	Rs. 56.36	Rs. 11.08
2	Police Clearance Certificate	100	Rs. 43.64	Rs. 32.56	Rs. 56.36	Rs. 11.08

Sr. No.	Service Required	Application Fee	Additional Tatkaal Fee
1	Fresh Passport/Re-issue of Passport including additional booklet due to exhaustion of visa pages (30 pages) of 10 years validity.	Rs.1,500/-	Rs.2,000/-
2	Fresh Passport/Re-issue of Passport including additional booklet due to exhaustion of visa pages (60 pages) of 10 years validity.	Rs.2,000/-	Rs.2,000/-
3	Fresh Passport/Re-issue of Passport for Minors (below 18 years of Age), of 5 years validity or till the minor attains the age of 18 whichever is earlier (36 pages)	Rs.1,000/-	Rs.2,000/-
4	Replacement of Passport (36 pages) in lieu of lost, damaged or stolen passport	Rs.3,000/-	Rs.2,000/-
5	Replacement of Passport (60 pages) in lieu of lost, damaged or stolen passport	Rs.3,500/-	Rs.2,000/-
6	Police Clearance Certificate (PCC)	Rs.500/-	NA
7	Replacement of Passport (36 pages) for deletion of ECR / Change in personal particulars (10 year validity)	Rs.1,500/-	Rs.2,000/-
8	Replacement of Passport (60 pages) for deletion of ECR / Change in personal particulars (10 year validity)	Rs.2,000/-	Rs.2,000/-
9	Replacement of Passport (36 pages) for deletion of ECR/ Change in personal particulars for Minors (below 18 years of Age), of 5 years validity or till the minor attains the age of 18 whichever is earlier.	Rs.1,000/-	Rs.2,000/-



**Thank
You**